

Phoowadon Thachun

Khon kaen | phoowadon.t@gmail.com | (+66) 874366199

 LinkedIn : www.linkedin.com/in/phoowadon-thachun

EDUCATION

Khon kaen University

Bachelor of Science | Information and Communication Technology | GPA: 2.6

- **Certificate:** [Certificate in Complete Ux/UI Design Course\(Borntodev\)](#)
- **Certificate:** [Certificate in Google UX Design](#)

Khon kaen

July 2016

July 2022

Feb 2023

WORK EXPERIENCE

Internet Thailand Public Co., Ltd.

Senior Helpdesk engineer

- Managing coaching a team.
- Managing office equipment.
- Coordinates with clients and obtains data and keeps all parties informed.
- Preparation of work manuals.
- Preparation of daily/weekly/monthly reports.
- Other duties as assigned.

Khon kaen

Sep 2019 - Sep 2021

Talk to Me Co., Ltd.

Digital Customer Experience

- Provide IT technical support to customers and colleagues.
- Coordinate within departments and with clients.

Bangkok & Khon kaen

Mar 2018 - Aug 2019

Internet Thailand Public Co., Ltd.

Helpdesk engineer

- Network Monitoring.
- Respond to email messages and phone for customers seeking help.

Bangkok

Mar 2017 - Feb 2018

SKILLS & INTERESTS

Computer: 1. Figma 2. Adobe Illustrator 3. Microsoft Offices 4. Wireframing
5. Prototype 6. Persona 7. Information Architecture

Soft skills: 1. Active Listening 2. Active learning 3. Teamwork 4. Flexible

Languages: Thai, English (Fair).

Interests: I'm interested in UX Designer, New Tech, and looking for a UX Designer position.

PORTFOLIO

Adobe portfolio: <https://phoowadont5e20.myportfolio.com>





7 Courses

Foundations of User Experience (UX) Design

Start the UX Design Process: Empathize, Define, and Ideate

Build Wireframes and Low-Fidelity Prototypes

Conduct UX Research and Test Early Concepts

Create High-Fidelity Designs and Prototypes in Figma

Responsive Web Design in Adobe XD

Design a User Experience for Social Good & Prepare for Jobs



Feb 1, 2023

Phoowadon Thachun

has successfully completed the online, non-credit Professional Certificate

Google UX Design

Those who earn the Google UX Design Professional Certificate have completed seven courses, developed by Google, that include hands-on, practice-based assessments and are designed to prepare them for introductory-level roles in UX design. They can complete the design process from beginning to end: empathizing with users, defining their pain points, coming up with ideas for design solutions, creating wireframes and prototypes, and testing designs to get feedback.

The online specialization named in this certificate may draw on material from courses taught on-campus, but the included courses are not equivalent to on-campus courses. Participation in this online specialization does not constitute enrollment at this university. This certificate does not confer a University grade, course credit or degree, and it does not verify the identity of the learner.

Verify this certificate at:

<https://coursera.org/verify/professional-cert/28WY4NF9QNVY>

Web design for trip planner in Khon kaen

Typography

Asap

Regular Semibold Bold


Color



#111111



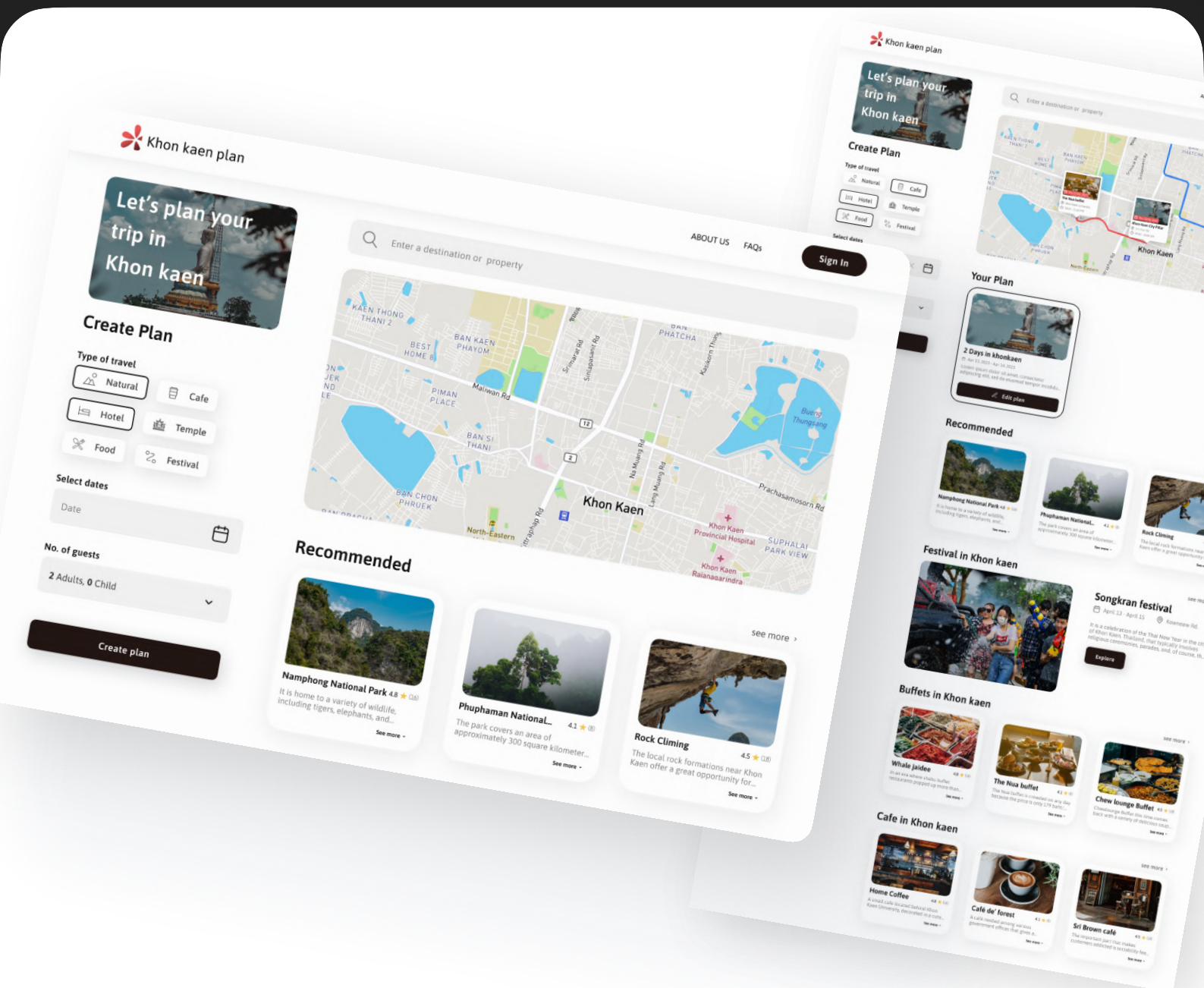
#828282



#F2F2F2



#ffffff



Ourboon (Case study)

Phoowadon Thachun

Project overview



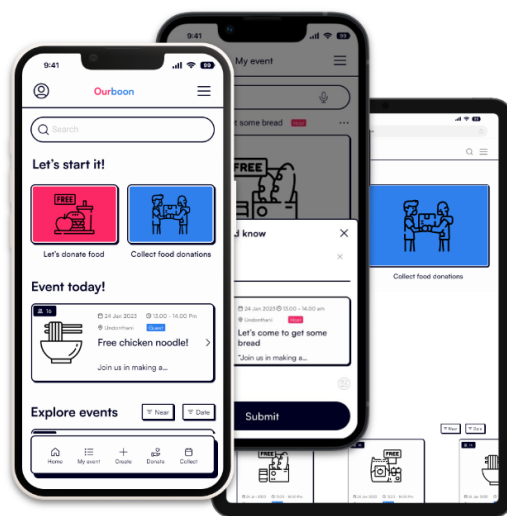
The product:

The Ourboon app connects individuals and communities to share and give basic necessities, including food. The app's target users are individuals and communities in need of assistance with obtaining food, and those who want to help by donating food.



Project duration:

January 2023 to February 2023.



Typography

Aa

Satoshi Variable

Bold
Medium
Regular

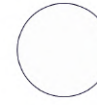
Color



Primary text
#000022



Secondary text
#828282



Primary color
#FDFDFD



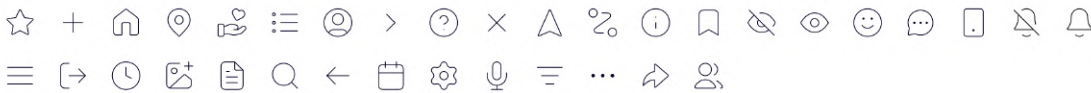
Secondary color
#FC2865



Secondary color
#2F80ED

Iconography

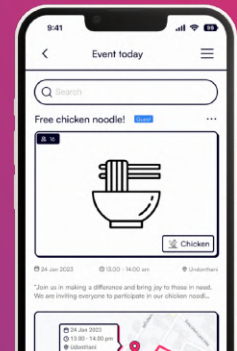
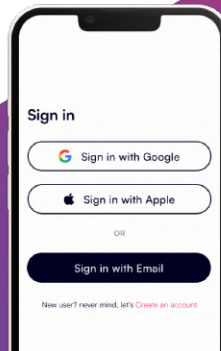
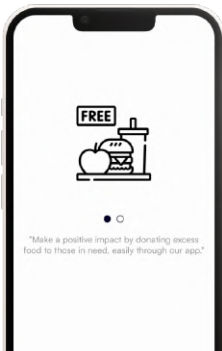
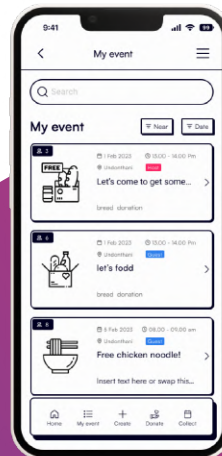
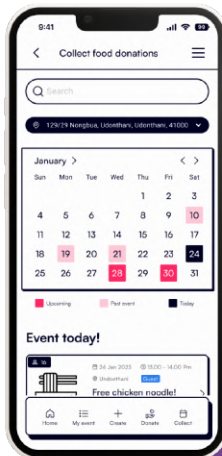
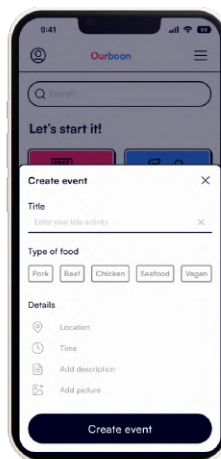
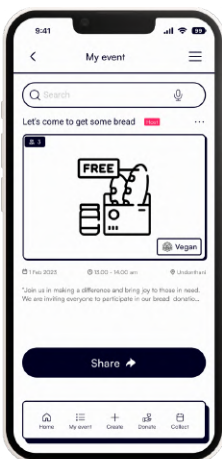
Untitled UI Icons



Flaticon



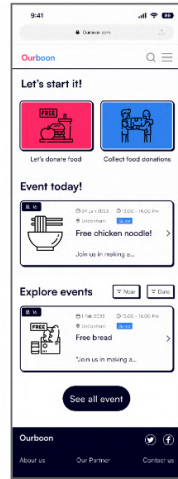
Toggle



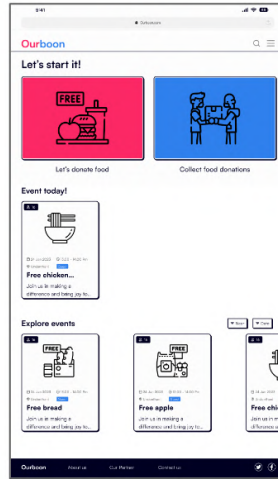
Responsive designs

The designs for screen size variation included mobile, tablet, and desktop. I optimized the designs to fit specific user needs of each device and screen size.

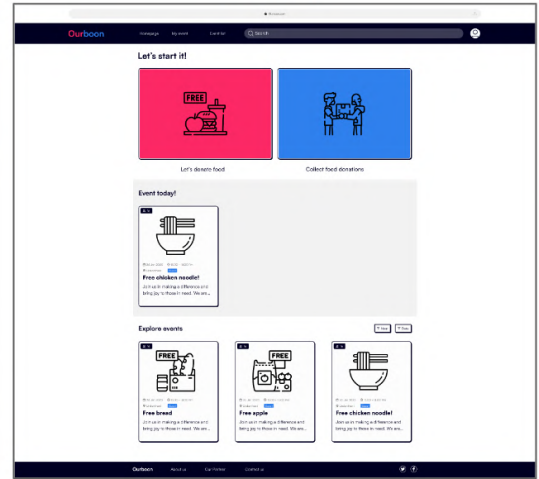
Mobile website



Tablet

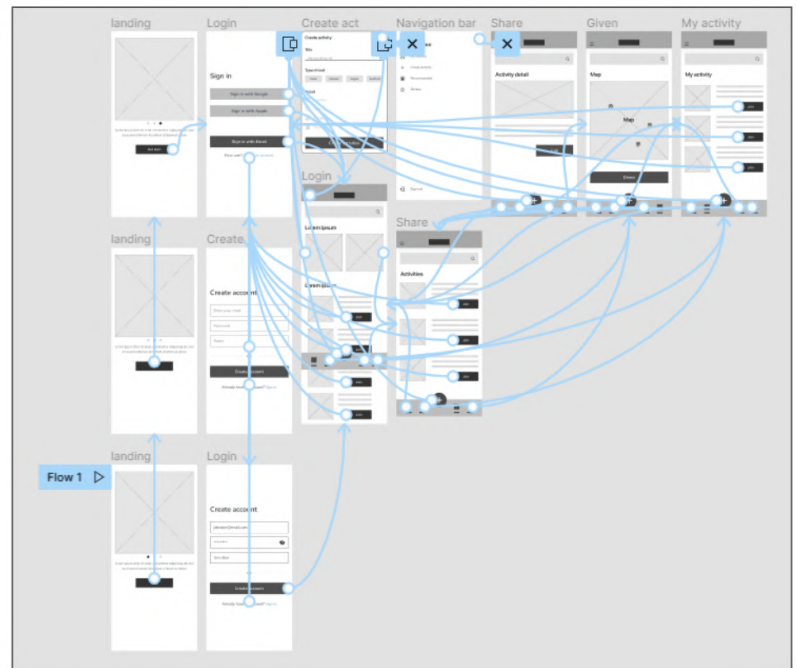


Desktop



Low-fidelity prototype

To prepare for usability testing, I created a low-fidelity prototype that connected the user flow of doing activities together with others by donating food or even picking up food from donations.



High-fidelity prototype

The high-fidelity prototype followed the same user flow as the low-fidelity prototype, including design changes made after the usability study.

View [Ourboon High-fidelity prototype](#)

