
PORTFOLIO

Chanokwanan Kaewrungfa

////

Tel : 094-2519271

Email : Chanokwanan.kf@gmail.com

Personal Information



• Chanokwanan Kaewrungfa

14 February 2000 - 26 years old

• Educations

2018-2021

-

**Bachelor of Fine Arts Program
in Applied Art and Product Design**
King Mongkut's University of
Technology North Bangkok (GPA 3.41)

• Contact

Tel. : 094-251-9271

Email : Chanokwanan.kf@gmail.com

• Work experience

• Aug 2025 - Present

Junior Visual Merchandiser | Cheil Thailand

Concept and Display Design

- Design display materials, POSM, and VM kits for new campaigns and promotions.

Planogram Management

- Maintain and update 2D/3D layouts for various store formats to keep displays current.

Project & Timeline Management

- Plan and track project schedules to ensure all displays are installed on time and meet quality standards.

Vendor Coordination

- Work with suppliers on samples, price quotes, and production to meet deadlines.

Clients & Internal Collaboration

- Present Design concepts to clients and work closely with internal teams (AE, Production, Vendor) for retail display execution.

• Aug 2022 - Aug 2025

Graphic and Exhibition Designer | Zerotwostudio

Design & Concept Development

- Developed exhibition graphics and 3D structures using Illustrator, Photoshop, and SketchUp, aligned with brand identity

Presentation & Client Coordination

- Presented design concepts and refined solutions based on client feedback and requirements

Production & Site Supervision

- Prepared technical production files and coordinated with suppliers for on-site fabrication and installation.

Timeline & Project Management

- Managed multiple projects simultaneously, ensuring high-quality delivery within timelines.

• Dec 2020 - Mar 2021

Internship - Graphic and Product Designer | Touchable Bangkok

• Software skills

3d Modeling & Rendering

SketchUp · Rhino · Solidworks
V-Ray · Keyshot

Graphic Design / Artwork

Adobe Illustrator · Adobe Photoshop
Canva · Adobe Fresco · Procreate

Video Editing

Adobe Premiere pro · Final cut pro

Productivity & Documentation

Microsoft Word · Excel · Powerpoint

• Soft skills




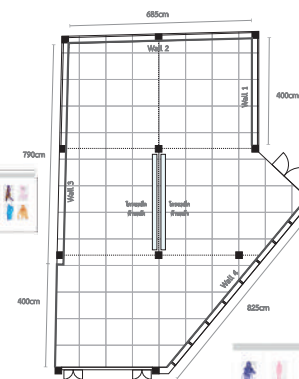
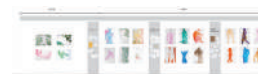

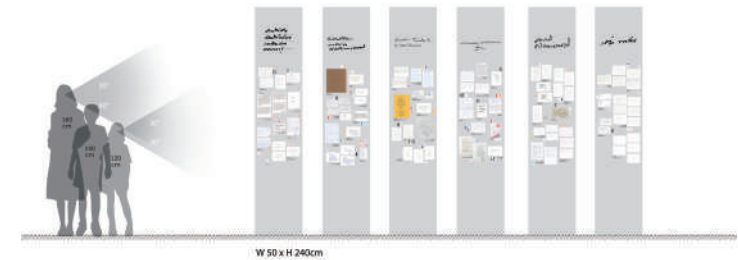
- Collaboration and Communication
- Time Management
- Attention to Details
- Curiosity & Willingness to Learn

• Hobby & Interest

Drawing · Reading · Journaling
Listening Podcast · Yoga

Wit's Way Exhibition at GalileOasis Gallery

Program
(Illustrator + Photoshop + SketchUp)



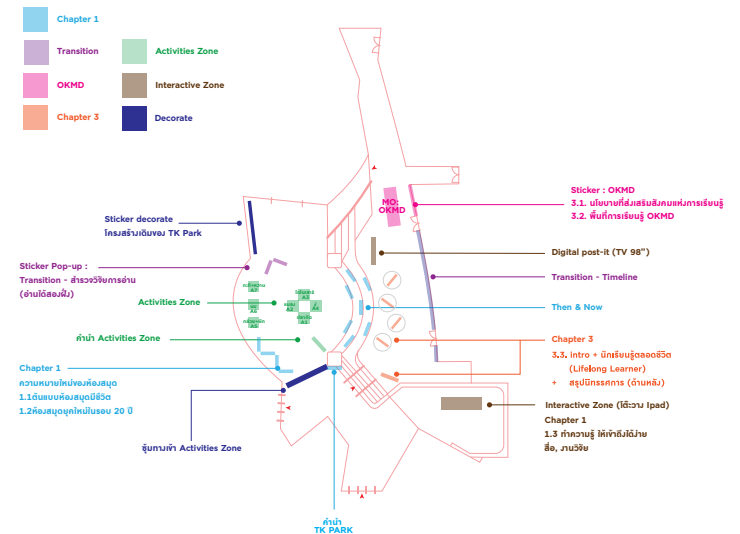
A solo art exhibition featuring the works of Professor Wittaya Hanwareewongsin. I was responsible for measuring the physical space and calculating installation areas for the artworks. I designed the exhibition's graphic panels, retouched images used in merchandise, prepared all production-ready files, and coordinated directly with the installation team to ensure accurate execution.

20th Anniversary of TK Park THE CATALYST OF CHANGE 2025

Program
(Illustrator + Photoshop + SketchUp)

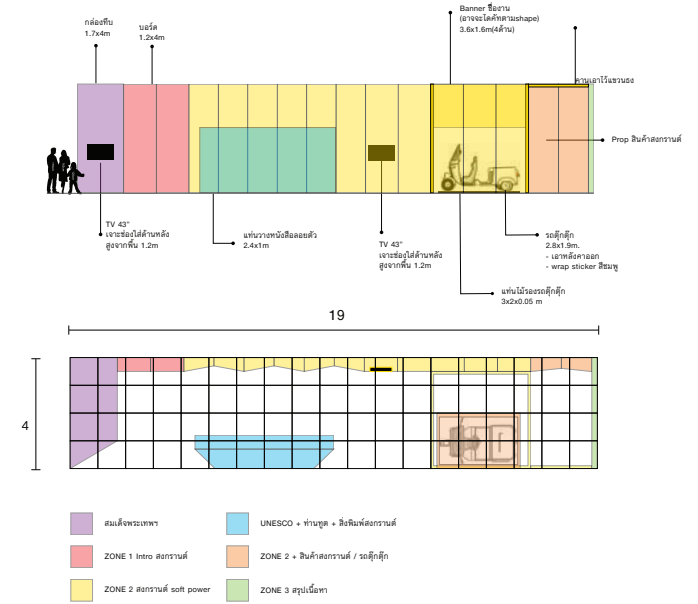


A commemorative exhibition marking the 20th anniversary of TK Park. My role involved surveying the site and calculating dimensions for content and display installation. I developed zoning plans for thematic areas, planned the visitor flow, and designed interactive display pedestals. I also contributed to the graphic design, prepared client presentations, compiled final production files, and supervised the on-site installation process.



Proud Songkran Exhibiton 2024

Program
(Illustrator + Photoshop + SketchUp)



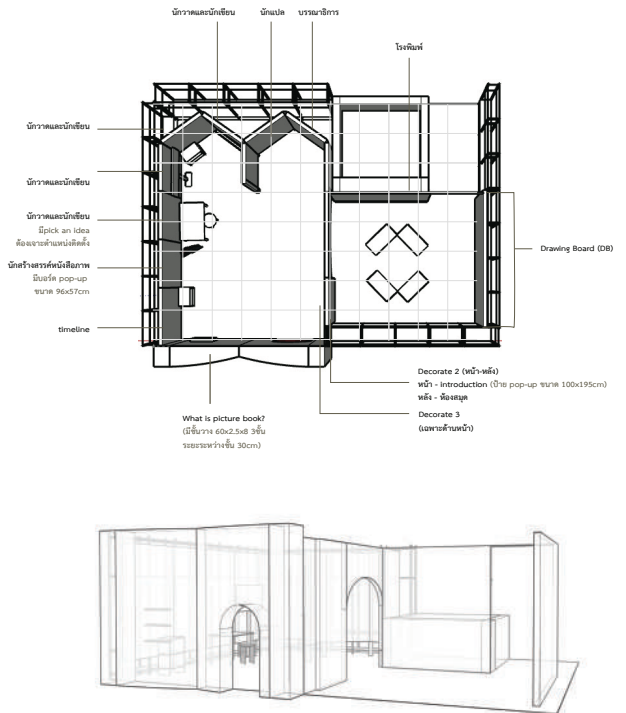
- สันติภาพ
- UNESCO + ทุ่งภูเขา + สันติภาพสุวรรณ
- ZONE 1 โถง สวรรณ
- ZONE 2 + สินค้าสุวรรณ / รถตุ๊กตุ๊ก
- ZONE 2 สวรรณ soft power
- ZONE 3 ทุ่งภูเขา



Proud Songkran Exhibition held at Queen Sirikit National Convention Center during Thailand's National Book Week, highlighting the cultural roots of the Songkran Festival and showcasing printed media related to the event. I contributed to space zoning and content placement within the assigned footprint, designed display pedestals and exhibition panels, developed visual mockups using SketchUp, and supported graphic design tasks. I also prepared presentation materials and production files, and oversaw the final installation.

Children's Picture Book Exhibiton 2023

Program
(Illustrator + Photoshop + SketchUp)



An interactive exhibition held at TCDC to introduce children to the process of creating picture books. I conducted site measurements and modeled the space using SketchUp, designing a layout that resembled a small, imaginative village inspired by the book-making journey. The structures were designed to mimic rooftops to create an engaging, child-friendly environment. I also assisted in graphic design, prepared presentation and production materials, and participated in on-site installation supervision.

FUTURIUM 2022-2025

Program
(Illustrator + Photoshop)



Futurium is a large-scale science and innovation museum featuring exhibitions on future-oriented technology, vocational skills, and modern innovations. I contributed to space measurement, interpreting architectural drawings, and preparing graphic dimensions based on exhibition layout. I was involved in the graphic design process, including creating infographics tailored to specific thematic content. Additionally, I prepared production-ready files and coordinated closely with the fabrication and installation teams to ensure seamless execution.

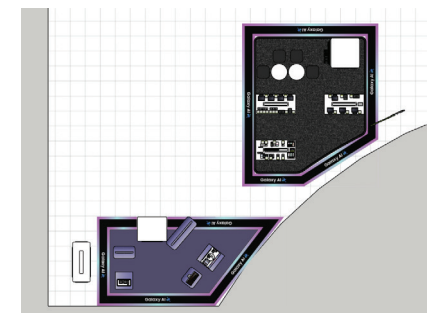


Display Design - Special Display for Launch Buds4 Pro

Program
(Illustrator + Photoshop + SketchUp + Vray + Microsoft Excel&Powerpoint)



Supported the team in managing a special display for Buds4 Pro, handling the full process from concept development and 3D modeling to vendor quotation and client presentation. Prepared production files, reviewed color proofs, and oversaw installation to ensure alignment with the approved design.



Display Design - Health Station KIOSK

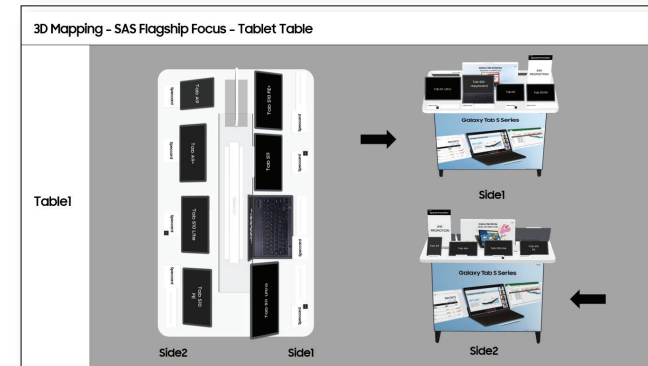
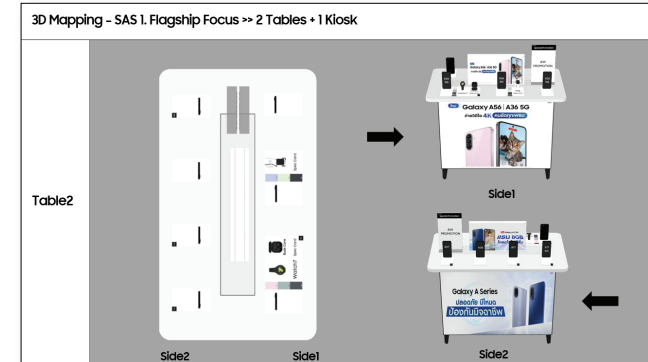
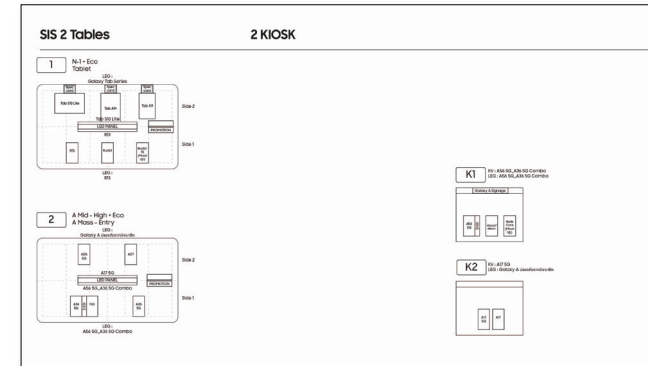
Program
(Illustrator + Photoshop + SketchUp + Vray + Microsoft Excel&Powerpoint)



Designed and developed Health station Kiosk based on the client's 'Antioxidant' storytelling concept. Managed the full process from initial sketching and 3D rendering to client presentations, including production file preparation, color proof with clients and monitoring the fabrication process.

2D & 3D Planogram

Program
(Illustrator + SketchUp + Vray + Microsoft Powerpoint)



Developed 2D and 3D planograms for product launches and campaigns, ensuring effective product presentation and accurate execution.

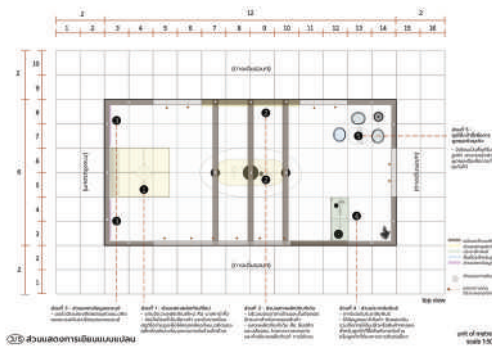
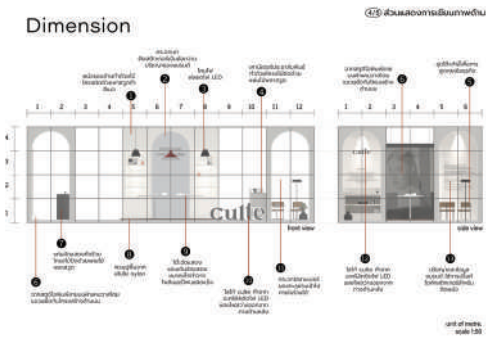
culte

FLAGSHIP STORE DESIGN

Program
(Illustrator + Photoshop + Rhinoceros)



Dimension



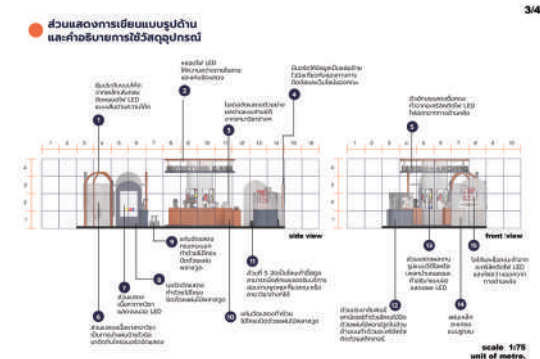
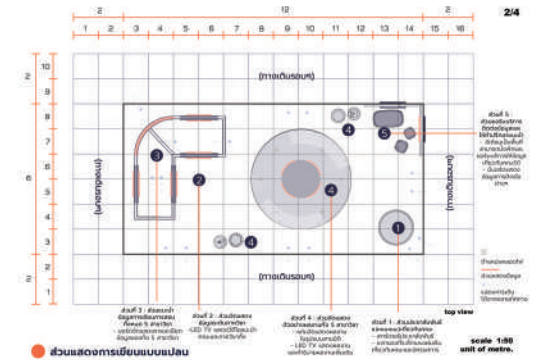

Designed an exhibition booth for Culte, a cosmetics brand. The curved glass structure reflects the magnetic logo concept and creates an open, inviting space. Key elements include a full-length mirror featuring the brand's philosophy, a photo studio-style new product zone, and display features inspired by the brand's packaging.

ARCHITECTURE AND DESIGN EXHIBITION

Program
(Illustrator + Photoshop + Rhinoceros)



colorway



An academic project designed to represent the Faculty of Architecture and Design. Inspired by the concept of a "gateway," the layout featured a series of arched structures that guided visitors through each content zone—symbolizing a journey into the design world. The arch motif was consistently applied across the space, including the info desk and rest area. The exhibition used faculty colors and included a central zone to showcase student works and architectural models.


National Museum NAN

Program
(Illustrator + Photoshop + Rhinoceros)

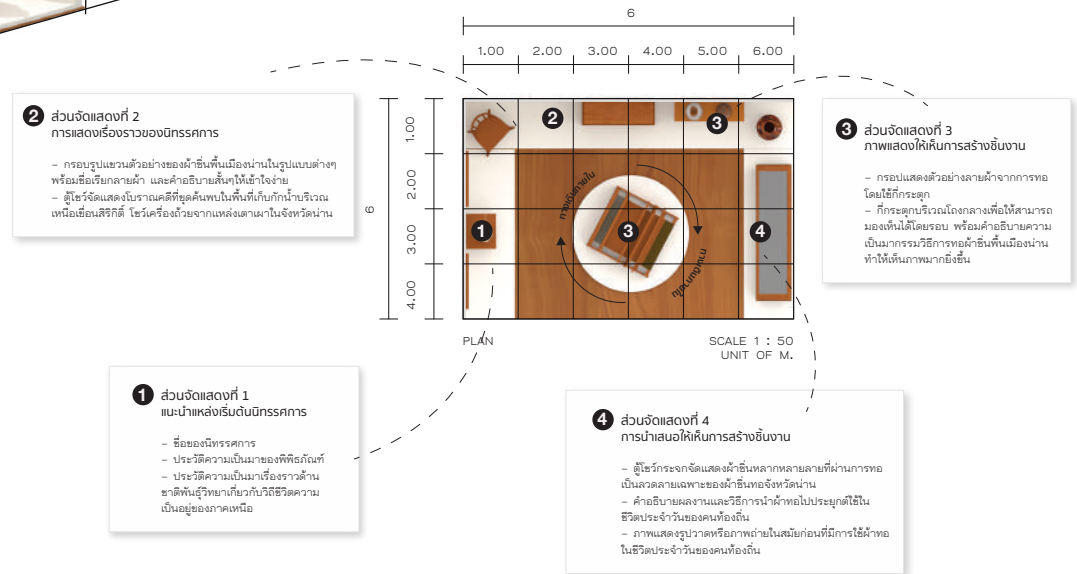


This exhibition design project focused on a compact room within the Nan National Museum. The design aimed to evoke a warm, homelike atmosphere by using wood tones and soft cream colors. The space showcased traditional pha tung (tube skirts), local household items, and weaving equipment—highlighting the region’s cultural heritage and everyday craftsmanship. The layout emphasized intimacy, cultural narrative, and respect for local identity.

details



colorway




CHEN Ke - 陈可

BAUHAUS GAL / ROOM

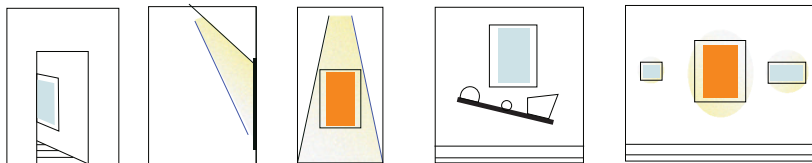
Program
(Illustrator + Photoshop + Rhinoceros)



A gallery-style exhibition inspired by Chinese artist Chen Ke. Focused on lighting and spatial rhythm to highlight key artworks and smaller sculptural elements. The design aimed to reflect her signature visual tone and evoke a sense of intimacy.




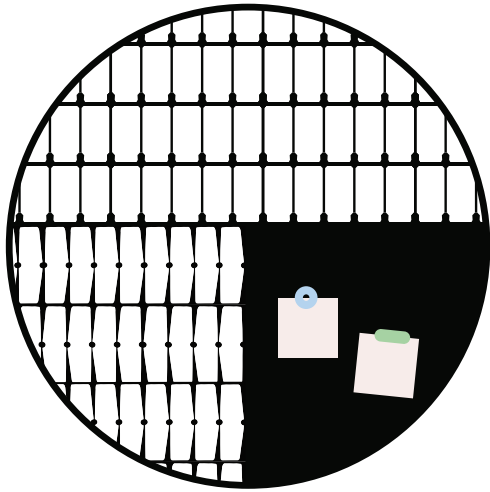
details



PiN Metal Art


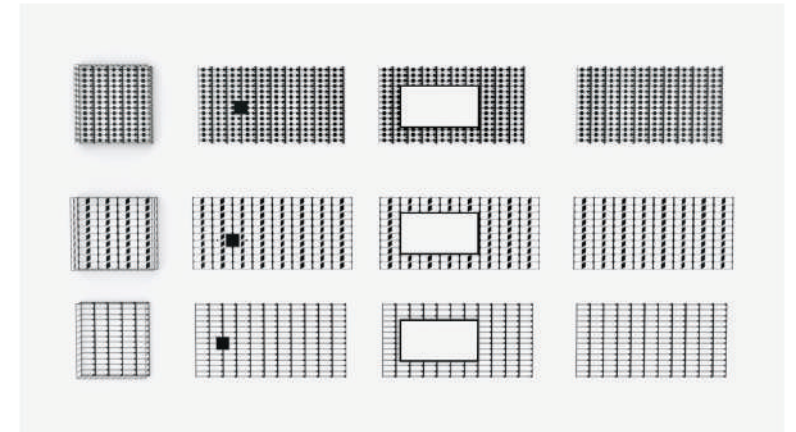
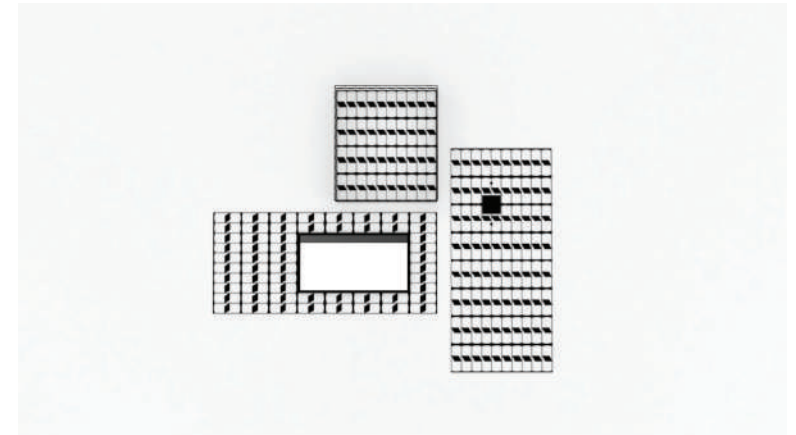

: Upcycled Metal Product Design

Program
(Illustrator + Rhinoceros)





Brooch

Collaborated on designing functional and decorative items using various types of scrap metal from an industrial factory. The collection includes brooches, wall letters, post-it boards, wall clocks, and storage boxes—focusing on upcycling waste into practical, minimal design objects for everyday use.




Personal Brand Project




Program
(Illustrator)



sticker, poster



pattern design



From my "90 days 90 patterns" project, I tried to developing selected illustrations into small lifestyle products, including placemats, postcards, and stickers.

Thesis Project

Study and design of furniture sets and home furnishings from silk thread debris in hand-woven carpet industrial factory

Program
(Illustrator + Photoshop + Rhinoceros + Final Cut Pro)



Home Furniture & Decoration Set from Recycled Yarn Waste
This furniture and home decor project was developed using yarn waste sourced from a handmade carpet factory. Inspired by the concept of cyclical flow and material reuse within the manufacturing process, the design focuses on sustainability and environmental awareness.


MEISLY PROJECT

: Product Design & Branding - Everyday Bag for Youth

Program
(Illustrator + Photoshop + Final Cut Pro)



This project focuses on designing a functional and stylish bag targeted at teenagers. The brand identity emphasizes a clean, minimalist look with ease of use, suitable for daily life.



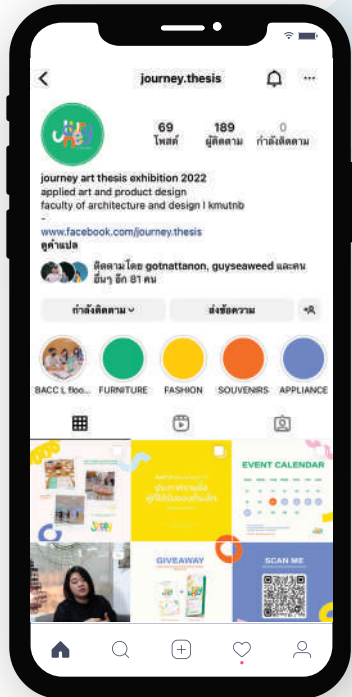
The exterior features smooth black leather, offering versatility to match any outfit. In contrast, the interior reveals the youthful spirit of the user through vibrant color accents within individual compartments—adding both playfulness and practicality.



Journey Art Thesis Exhibition 2022

Applied Art and Product Design Faculty of Architecture and Design | KMUTNB

Program
(Illustrator + Photoshop + FinalCut Pro)




Logo



ART THESIS EXHIBITION
APPLIED ART AND PRODUCT DESIGN 08



Social Media
- Instagram
- Facebook Page
- Website



Staff Card



Sticker

An exhibition branding project for a thesis showcase under the theme "Journey," symbolizing graduation as the beginning of new personal paths. Responsible for overall graphic design, content creation, and digital communication—including designing promotional artworks, developing interview scripts for guest speakers, and producing video content for social media outreach.

CUEPEAL PROJECT

: Packaging Design for Elderly Users

Program
(Illustrator + Photoshop + Final Cut Pro)

Packaging Design



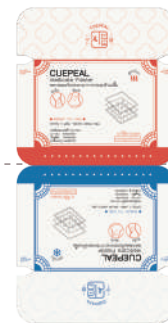
Medicate Plaster



standard size - 01



small size - 02



ready to use - 03


Logo



Inspiration




Pattern



#c9584b

#f2f0ec



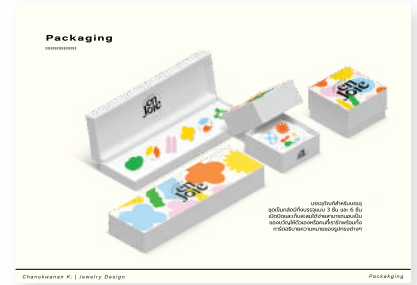
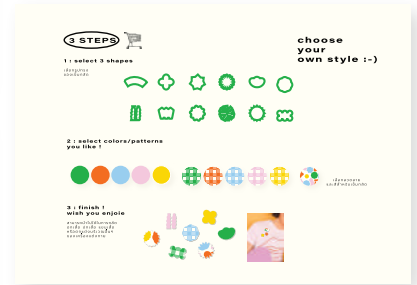



A packaging design project for a pain-relief herbal patch aimed at elderly users. The design draws from Chinese medicinal aesthetics with a modern twist, incorporating soothing scents for a calming experience. Packaging was developed in three formats: standard, compact, and a portable hot-cold compress version. The process included brand identity development, material study, prototyping, and final structural packaging design focused on usability, clarity, and environmental consciousness.

EN-JOIE PROJECT

: Jewelry Design & Branding

Program
(Illustrator + Photoshop + Rhinoceros)


A brooch collection designed from recycled yarn waste, reflecting eco-conscious values and the concept of joyful self-expression. Users can mix and match colors and shapes to create personalized sets that represent individuality and confidence, blending sustainability with playful interaction.



90 Days ,90 Patterns

: My Personal Project

Program
(Illustrator)



(01 - 30)

*90 patterns project -1)

< (31 - 60)

*90 patterns project -2)

- (01 - 30)

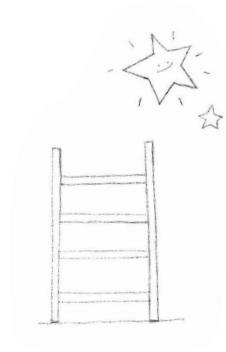
*90 patterns project -3)

Emilia

A self-initiated project to create one pattern a day for 90 days. Inspired by my love for colors and visual patterns found in everyday surroundings from objects and textures to nature. I turned those observations into design explorations. This project was both a creative discipline and a way to refine my personal style through daily experimentation.

Personal Illustration work

Program
(Adobe Fresco + Illustrator)



Botanical Collection @TORR Boutique

Program
(Illustrator + Photoshop)

The patterns were applied to a variety of lifestyle products, including scarves, bags, and ready-to-wear garments, as well as cushion covers.

Textile Pattern Design – Torr Boutique

This project focused on layout composition and hand-drawn surface patterns inspired by botanical elements, developed as part of the Botanical Collection for the brand "Torr Boutique."



Pillow Case @TORR Home

////

Thank you for taking the time
to view my portfolio.

